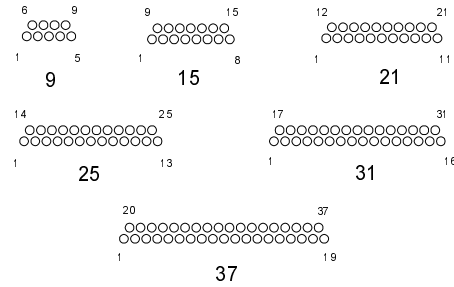
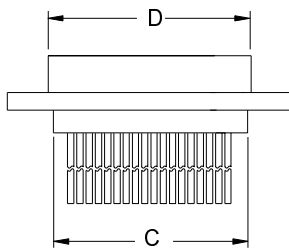
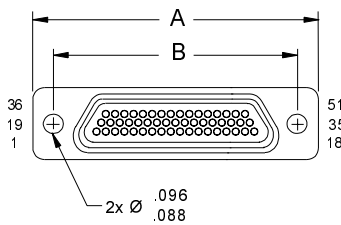


1.1 MICRO CONNECTORS / M83513 MICRO D

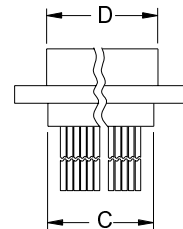
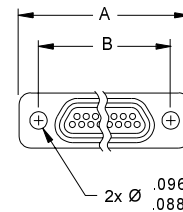
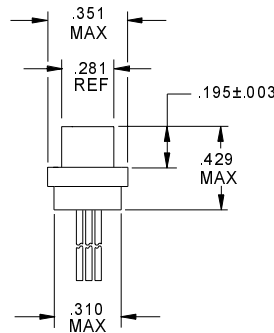
NO. OF CONTACTS	A MAX	B	C MAX	D MAX
9	.785	.565	.400	.402
15	.935	.715	.550	.552
21	1.085	.865	.700	.702
25	1.185	.965	.800	.802
31	1.335	1.115	.950	.952
37	1.485	1.265	1.100	1.102
51	1.435	1.215	.950	1.052
100	2.170	1.800	1.100	1.508



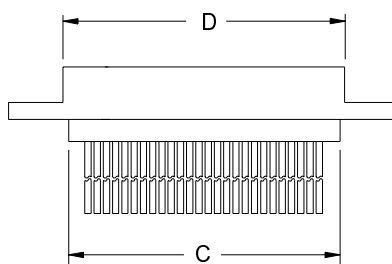
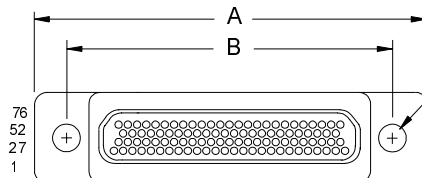
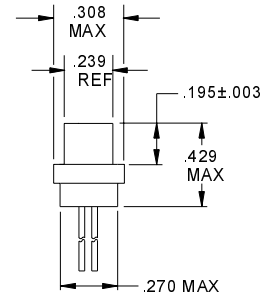
MATING FACE



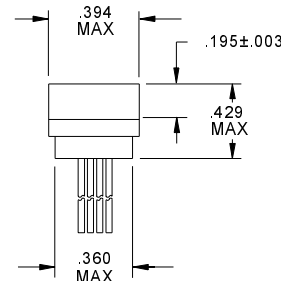
51 CONTACTS



9-37 CONTACTS



100 CONTACTS



CRISTEK INTERCONNECTS, INC.
 www.cristek.com
 1301 S. Lewis St.
 Anaheim, CA 92805
 Phone: (714) 618-2000
 FAX: (714) 535-4897

TITLE
**MICROMINIATURE D METAL SHELL
 RECEPTACLE, CRIMPED-PREWIRED**

FILENAME
ADS-CIM04-1

DWG. NO.
M83513/04

CODE IDENT NO. 67720	SHT 1	OF 2	REV E
--------------------------------	-----------------	----------------	-----------------

TOLERANCE: .XXX ±.005 .XX ±.01 ANGLE ±1°

WIRE OPTIONS TABULATION BLOCK						
LENGTH	+1.00 -0.00		+0.20 -0.00		WIRE TYPE	
	18"	36"	72"	.5"		
DASH NUMBER	01	02	13	/	/	M22759/11-26-9 (ALL WHITE)
	03	04	14	/	/	M22759/11-26-*** COLOR CODE PER M83513
	09	10	15	/	/	M22759/33-26-9 (ALL WHITE)
	11	12	16	/	/	M22759/33-26-*** COLOR CODE PER M83513
	/	/	/	05	/	QQ-W-343, TYPE S 25 AWG GOLD PLATE .000010"
	/	/	/	06	/	QQ-W-343, TYPE S 25 AWG GOLD PLATE .000010"
	/	/	/	07	/	QQ-W-343, TYPE S 25 AWG TIN PLATE .000100"
	/	/	/	08	/	QQ-W-343, TYPE S 25 AWG TIN PLATE .000100"

CIM 04 - # ## #

CRISTEK'S P/N EQUIVALENT
TO M83513 MIL SPEC.

RECEPTACLE, CLASS M, CRIMPED
PREWIRED NON-REMOVABLE SOCKET CONTACTS

NUMBER OF CONTACTS

A = 9 D = 25 G = 51
B = 15 E = 31 H = 100
C = 21 F = 37

WIRE OPTIONS
SEE TABULATION BLOCK

SHELL FINISH
C = CADMIUM
N = NICKEL

1. MATERIALS:

SHELL - ALUMINUM PER QQ-A-200/8, QQ-A-250/11, OR QQ-A-591
INSULATOR - DIALLYL PHTHALATE PER MIL-M-14, TYPE SDG-F
SOCKET CONTACT - COPPER ALLOY
INTERFACIAL SEAL - FLUOROSILICONE BLEND
WIRE - PER TABULATION BLOCK

2. FINISH:

SHELL - CADMIUM PER QQ-P-416, TYPE II, CLASS 3 OVER
ELECTROLESS NICKEL PER AMS 2404 OR ELECTROLESS NICKEL
PER AMS 2404
CONTACT - GOLD PER MIL-G-45204, TYPE II, GRADE C,
CLASS I OVER NICKEL PER QQ-N-290.

3. SPECIFICATIONS:

CURRENT RATING ----- 3 AMPS MAX
TEMPERATURE RATING ----- -55° C TO +125° C
INSULATION RESISTANCE ----- 5000 MEGOHMS MIN
DWV AT SEA LEVEL ----- 600 VAC
DWV AT 70,000 FT ALTITUDE --- 150 VAC
CONTACT RESISTANCE ----- 8 MILLIOHMS AT MAX 2.5 AMPS
LOW LEVEL CONTACT ----- 10 MILLIOHMS MAX
RESISTANCE
CONTACT RETENTION ----- 5 lb MINIMUM AXIAL LOAD
ENGAGEMENT FORCE ----- 6 oz MAX
SEPARATION FORCE ----- 0.5 oz MIN

4. ADDITIONAL INFORMATION:

FOR CROSS-REFERENCING CRISTEK PART
NUMBERS TO M83513, SEE CROSS REFERENCE
INFORMATION IN THE FRONT OF THIS SECTION.
FOR MOUNTING HARDWARE OPTIONS, SEE THE
HARDWARE PAGES AT THE END OF THIS SECTION

CRISTEK INTERCONNECTS, INC. www.cristek.com 1301 S. Lewis St. Anaheim, CA 92805 Phone: (714) 618-2000 FAX: (714) 535-4897	TITLE	STYLE	
	MICROMINIATURE D METAL SHELL RECEPTACLE, CRIMPED-PREWIRED		M83513/04
DWG. NO.	ADS-CIM04-2	CODE IDENT NO. 67720	SHT 2 OF 2 REV E
		TOLERANCE: .XXX ± .005 .XX ± .01 ANGLE ± 1°	