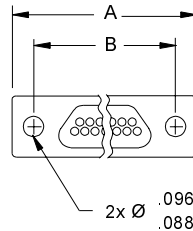
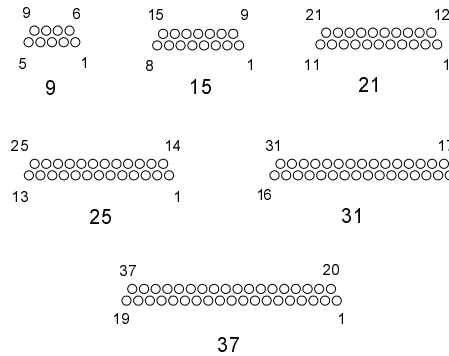
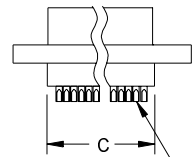


1.1 MICRO CONNECTORS / M83513 MICRO D

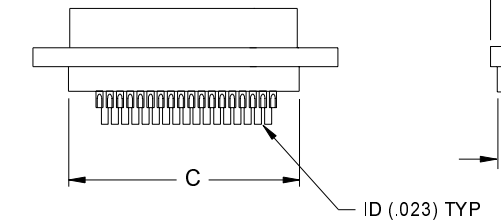
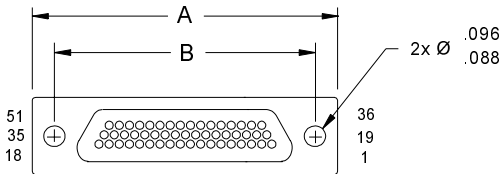
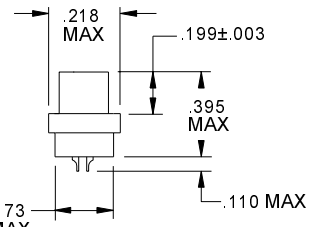
NO. OF CONTACTS	A MAX	B	C MAX
9	.788	.565	.408
15	.938	.715	.558
21	1.088	.865	.708
25	1.188	.965	.808
31	1.338	1.115	.958
37	1.488	1.265	1.108
51	1.438	1.215	1.058



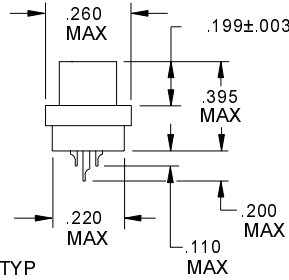
MATING FACE



9-37 CONTACTS



51 CONTACTS



CIM 06 #

CRISTEK'S P/N EQUIVALENT TO M83513 MIL SPEC.

PLUG, CLASS P
SOLDER CUP PIN CONTACTS

NUMBER OF CONTACTS

A = 9 D = 25 G = 51
B = 15 E = 31
C = 21 F = 37

1. MATERIALS:

INSULATOR - POLYPHENYLENE SULFIDE PER MIL-M-24519
TYPE GST-40F
PIN CONTACT - BERYLLIUM COPPER

2. FINISH:

CONTACT - GOLD PER MIL-G-45204, TYPE II, GRADE C,
CLASS I OVER NICKEL PER QQ-N-290.

3. SPECIFICATIONS:

CURRENT RATING ----- 3 AMPS MAX
TEMPERATURE RATING ----- -55° C TO +125° C
INSULATION RESISTANCE ----- 5000 MEGOHMS MIN
DWV AT SEA LEVEL ----- 600 VAC
DWV AT 70,000 FT ALTITUDE --- 150 VAC
CONTACT RESISTANCE ----- 8 MILLIOHMS MAX AT 2.5 AMPS
LOW LEVEL CONTACT ----- 10 MILLIOHMS MAX
RESISTANCE
CONTACT RETENTION ----- 5 lb MINIMUM AXIAL LOAD
ENGAGEMENT FORCE ----- 6 oz MAX
SEPARATION FORCE ----- 0.5 oz MIN

4. ADDITIONAL INFORMATION:

FOR CROSS-REFERENCING CRISTEK PART NUMBERS TO M83513, SEE CROSS REFERENCE INFORMATION IN THE FRONT OF THIS SECTION. FOR MOUNTING HARDWARE OPTIONS, SEE THE HARDWARE PAGES AT THE END OF THIS SECTION

CRISTEK INTERCONNECTS, INC. www.cristek.com 1301 S. Lewis St. Anaheim, CA 92805 Phone: (714) 618-2000 FAX: (714) 535-4897	TITLE	DWG. NO.	
	MICROMINIATURE D PLASTIC PLUG, SOLDER CUP	M83513/06	
FILENAME	CODE IDENT NO.	SHT	REV
ADS-CIM06-1	67720	1 OF 1	C
TOLERANCE: .XXX ±.005 .XX ±.01 ANGLE ±1°			