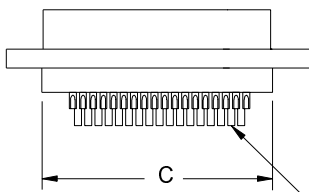
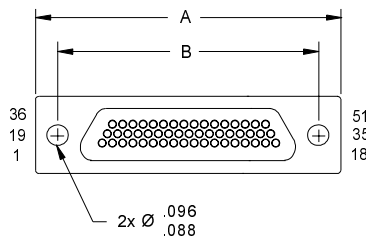
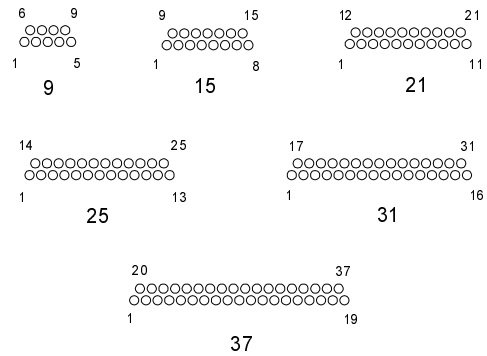
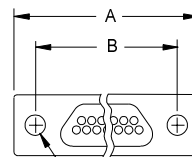


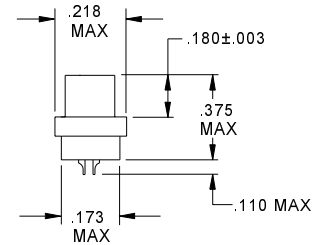
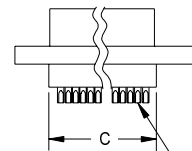
NO. OF CONTACTS	A MAX	B	C MAX
9	.788	.565	.408
15	.938	.715	.558
21	1.088	.865	.708
25	1.188	.965	.808
31	1.338	1.115	.958
37	1.488	1.265	1.108
51	1.438	1.215	1.058



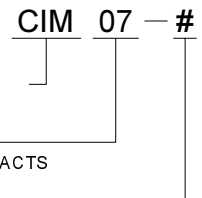
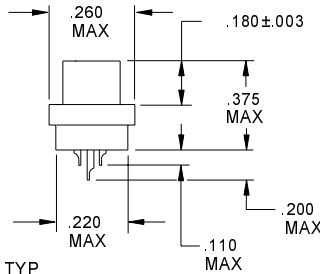
51 CONTACTS



MATING FACE



9 - 37 CONTACTS



CRISTEK'S P/N EQUIVALENT TO M83513 MIL SPEC.

RECEPTACLE, CLASS P, SOLDER CUP SOCKET CONTACTS

NUMBER OF CONTACTS
 A = 9 D = 25 G = 51
 B = 15 E = 31
 C = 21 F = 37

1. MATERIALS:

INSULATOR - POLYPHENYLENE SULFIDE PER MIL-M-24519
 TYPE GST-40F
 SOCKET CONTACT - COPPER ALLOY

2. FINISH:

CONTACT - GOLD PER MIL-G-45204, TYPE II, GRADE C, CLASS I OVER NICKEL PER QQ-N-290.

3. SPECIFICATIONS:

CURRENT RATING ----- 3 AMPS MAX
 TEMPERATURE RATING ----- -55° C TO +125° C
 INSULATION RESISTANCE ----- 5000 MEGOHMS MIN
 DWV AT SEA LEVEL ----- 600 VAC
 DWV AT 70,000 FT ALTITUDE --- 150 VAC
 CONTACT RESISTANCE ----- 8 MILLIOHMS MAX AT 2.5 AMPS
 LOW LEVEL CONTACT ----- 10 MILLIOHMS MAX RESISTANCE
 CONTACT RETENTION ----- 5 lb MINIMUM AXIAL LOAD
 ENGAGEMENT FORCE ----- 6 oz MAX
 SEPARATION FORCE ----- 0.5 oz MIN

4. ADDITIONAL INFORMATION:

FOR CROSS-REFERENCING CRISTEK PART NUMBERS TO M83513, SEE CROSS REFERENCE INFORMATION IN THE FRONT OF THIS SECTION. FOR MOUNTING HARDWARE OPTIONS, SEE THE HARDWARE PAGES AT THE END OF THIS SECTION

CRISTEK INTERCONNECTS, INC. www.cristek.com 1301 S. Lewis St. Anaheim, CA 92805 Phone: (714) 618-2000 FAX: (714) 535-4897	TITLE	MICROMINIATURE D PLASTIC RECEPTACLE, SOLDER CUP		DWG. NO.	M83513/07	
	FILENAME	ADS-CIM07-1		CODE IDENT NO.	67720	REV
				TOLERANCE:	.XXX ± .005 .XX ± .01 ANGLE ± 1°	