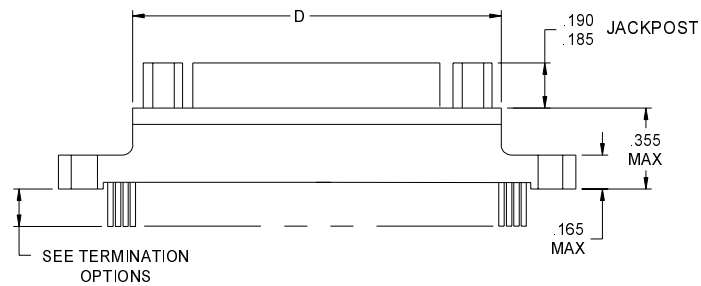
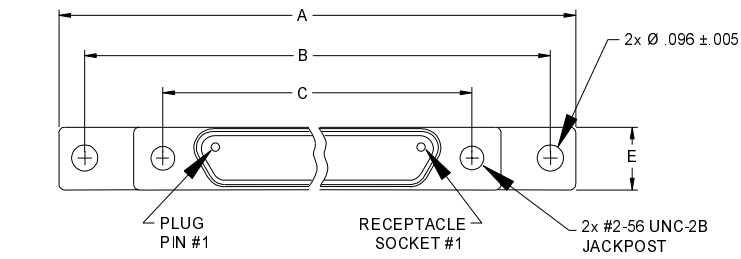
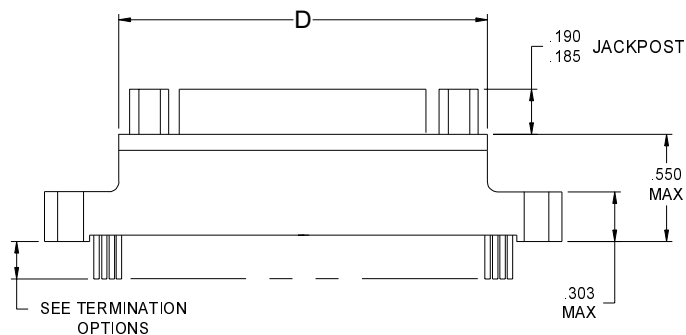
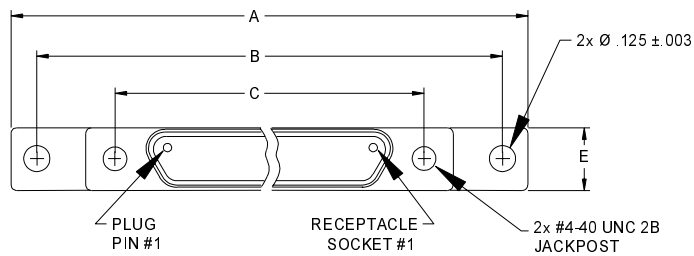


1.1 MICRO CONNECTORS / M83513 MICRO D



SIZE 9-51



SIZE 100

CRISTEK INTERCONNECTS, INC.
 www.cristek.com
 1301 S. Lewis St.
 Anaheim, CA 92805
 Phone: (714) 618-2000
 FAX: (714) 535-4897

TITLE
**MILITARY MICRO D METAL SHELL
 STRAIGHT BOARD MOUNT**

DWG. NO.
M83513/22-27

CODE IDENT NO. 67720	SHT 1 OF 4	REV D
--------------------------------	--------------------------	-----------------

FILENAME **ADS-CIM22-27-1**

TOLERANCE: .XXX ± .005 .XX ± .01 ANGLE ± 1°

NO. OF CONTACTS	A MAX	B ±.007	C	D MAX	E MAX
9	1.390	1.150	.565	.885	.308
15	1.390	1.150	.715	.945	.308
21	1.690	1.450	.865	1.185	.308
25	1.740	1.500	.965	1.275	.308
31	2.040	1.800	1.115	1.575	.308
37	2.340	2.100	1.265	1.875	.308
51	2.270	2.000	1.215	1.775	.351
100	3.250	2.800	1.800	2.585	.460

CIM ## - # ## # #

CRISTEK'S P/N EQUIVALENT TO M83513 MIL SPEC.

SLASH NUMBER (M83513/###)

- 22 = PLUG SIZE 9-37
- 23 = PLUG SIZE 51
- 24 = PLUG SIZE 100
- 25 = RECEPTACLE SIZE 9-37
- 26 = RECEPTACLE SIZE 51
- 27 = RECEPTACLE SIZE 100

NUMBER OF CONTACTS

- A = 9 D = 25 G = 51
- B = 15 E = 31 H = 100
- C = 21 F = 37

TERMINATIONS

- 01 = .109 ±.015
 - 02 = .140 ±.015
 - 03 = .172 ±.015
- ALL 24 AWG HOT TIN DIPPED

SHELL FINISH

- C = CADMIUM
- N = NICKEL

SHELL HARDWARE

- N = NO HARDWARE
- P = JACKPOST PER M83513/05-07 SIZES 9 THRU 51
JACKPOST PER M83513/05-17 FOR SIZE 100

1. MATERIALS:

SHELL - ALUMINUM PER QQ-A-200/8, QQ-A-250/11, OR QQ-A-591
 INSULATOR - DIALLYL PHTHALATE PER MIL-M-14G, TYPE SDG-F
 BACKSHELL - POLYPHENYLENE SULFIDE PER MIL-M-24519
 TYPE GST-40F
 PIN CONTACT - BERYLLIUM COPPER
 SOCKET CONTACT - COPPER ALLOY
 INTERFACIAL SEAL - FLUOROSILICONE BLEND

2. FINISH:

SHELL - CADMIUM PER QQ-P-416, TYPE II, CLASS 3 OVER
 ELECTROLESS NICKEL PER AMS 2404 OR
 ELECTROLESS NICKEL PER AMS 2404
 CONTACT - GOLD PER MIL-G-45204, TYPE II, GRADE C,
 CLASS I OVER NICKEL PER QQ-N-290.

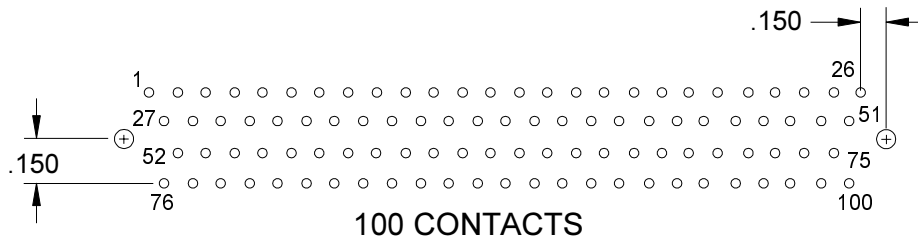
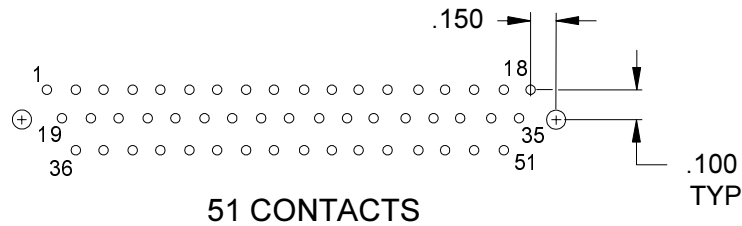
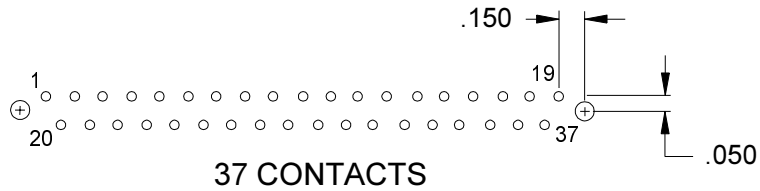
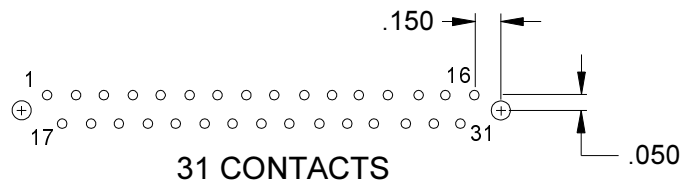
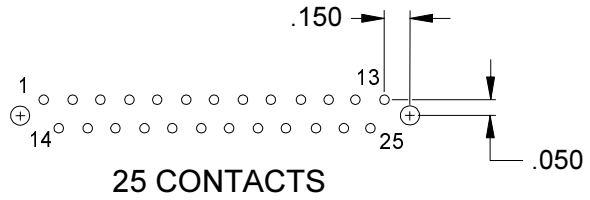
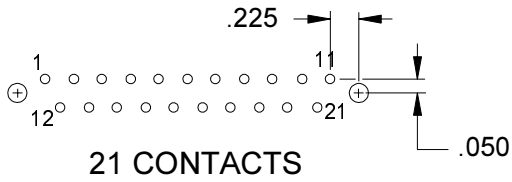
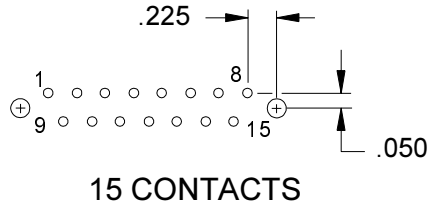
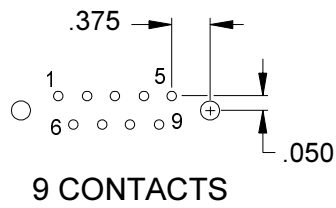
3. SPECIFICATIONS:

CURRENT RATING ----- 3 AMPS MAX
 TEMPERATURE RATING ----- -55° C TO +125° C
 INSULATION RESISTANCE ----- 5000 MEGOHMS MIN
 DWV AT SEA LEVEL ----- 600 VAC
 DWV AT 70,000 FT ALTITUDE --- 150 VAC
 CONTACT RESISTANCE ----- 8 MILLIOHMS MAX AT 2.5 AMPS
 LOW LEVEL CONTACT ----- 10 MILLIOHMS MAX
 RESISTANCE
 CONTACT RETENTION ----- 5 lb MINIMUM AXIAL LOAD
 ENGAGEMENT FORCE ----- 6 oz MAX
 SEPARATION FORCE ----- 0.5 oz MIN

4. ADDITIONAL INFORMATION:

FOR CROSS-REFERENCING CRISTEK PART NUMBERS TO M83513, SEE CROSS REFERENCE INFORMATION IN THE FRONT OF THIS SECTION. FOR MOUNTING HARDWARE OPTIONS, SEE THE HARDWARE PAGES AT THE END OF THIS SECTION. DESIGN AND PERFORMANCE IN GENERAL ACCORDANCE WITH M83513.

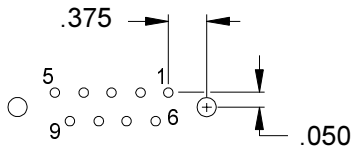
CRISTEK INTERCONNECTS, INC. www.cristek.com 1301 S. Lewis St. Anaheim, CA 92805 Phone: (714) 618-2000 FAX: (714) 535-4897	TITLE	DWG. NO.	
	MILITARY MICRO D METAL SHELL STRAIGHT BOARD MOUNT	M83513/22-27	
FILENAME	CODE IDENT NO.	SHT	REV
ADS-CIM22-27-2	67720	2 OF 4	D
TOLERANCE: .XXX ±.005 .XX ±.01 ANGLE ±1°			



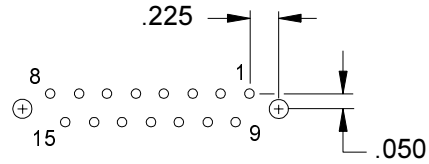
PLUG PCB LAYOUTS (OR BOTTOM VIEW OF RECEPTACLE)

.100 X .100 GRID PATTERN OFFSET .050

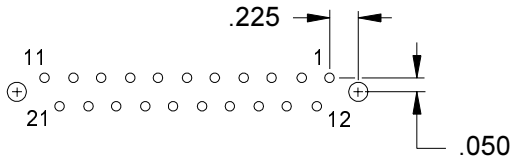
CRISTEK INTERCONNECTS, INC. www.cristek.com 1301 S. Lewis St. Anaheim, CA 92805 Phone: (714) 618-2000 FAX: (714) 535-4897	TITLE MILITARY MICRO D METAL SHELL STRAIGHT BOARD MOUNT		DWG. NO. M83513/22-27	
	FILENAME ADS-CIM22-27-3		CODE IDENT NO. 67720	SHT 3 OF 4
			REV D	
TOLERANCE: .XXX ±.005 .XX ±.01 ANGLE ±1°				



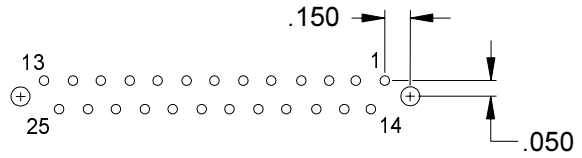
9 CONTACTS



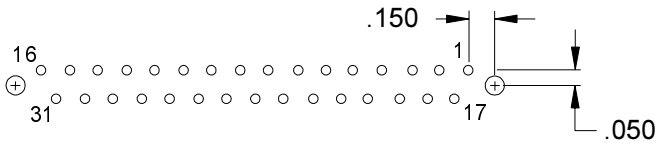
15 CONTACTS



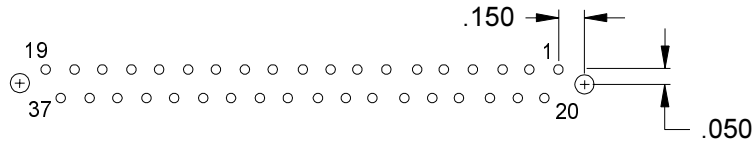
21 CONTACTS



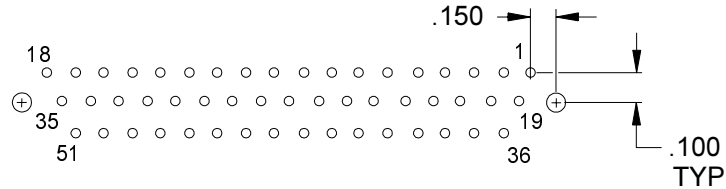
25 CONTACTS




31 CONTACTS



37 CONTACTS



51 CONTACTS



100 CONTACTS

RECEPTACLE PCB LAYOUTS (OR BOTTOM VIEW OF PLUG)

.100 X .100 GRID PATTERN OFFSET .050

CRISTEK INTERCONNECTS, INC. www.cristek.com 1301 S. Lewis St. Anaheim, CA 92805 Phone: (714) 618-2000 FAX: (714) 535-4897	TITLE MILITARY MICRO D METAL SHELL STRAIGHT BOARD MOUNT	DWG. NO. M83513/22-27		
	FILENAME ADS-CIM22-27-4	CODE IDENT NO. 67720	SHT 4 OF 4	REV D
	TOLERANCE: .XXX ±.005 .XX ±.01 ANGLE ±1°			