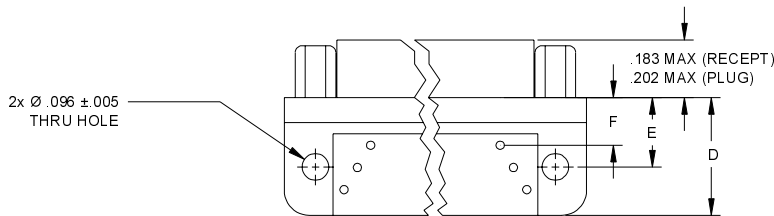
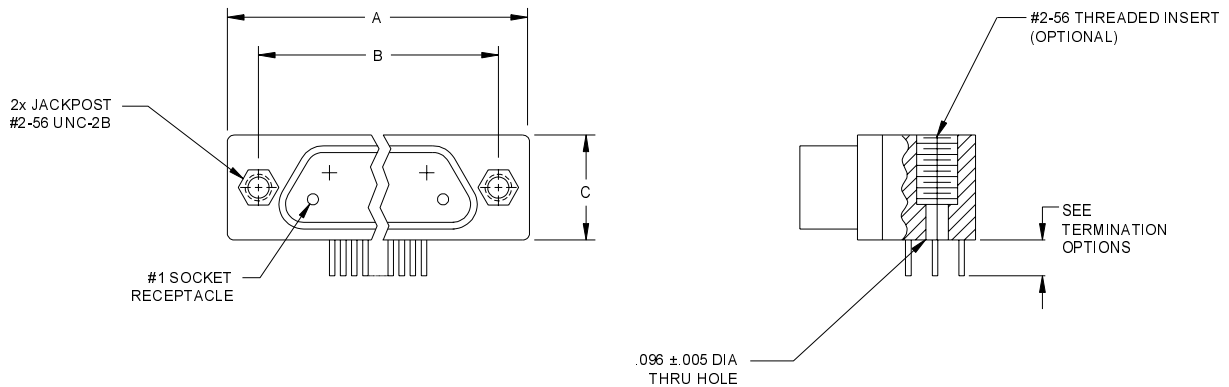
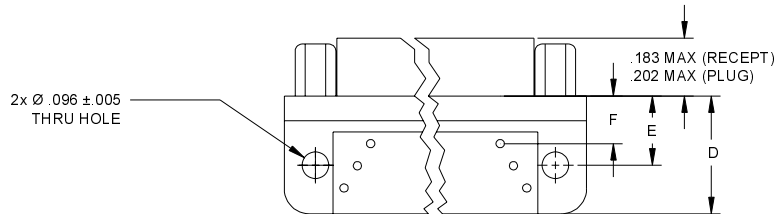


1.2 MICRO CONNECTORS / MOTS

NO. OF POSITIONS	A MAX	B NOM	C MAX	D MAX	E	F
9	.790	.565	.230	.425	.25	.23
15	.940	.715	.230	.425	.25	.13
21	1.090	.865	.230	.425	.25	.13
25	1.190	.965	.230	.425	.25	.13
31	1.340	1.115	.230	.525	.25	.13
37	1.550	1.265	.230	.525	.25	.13
51	1.440	1.215	.275	.660	.30	.15

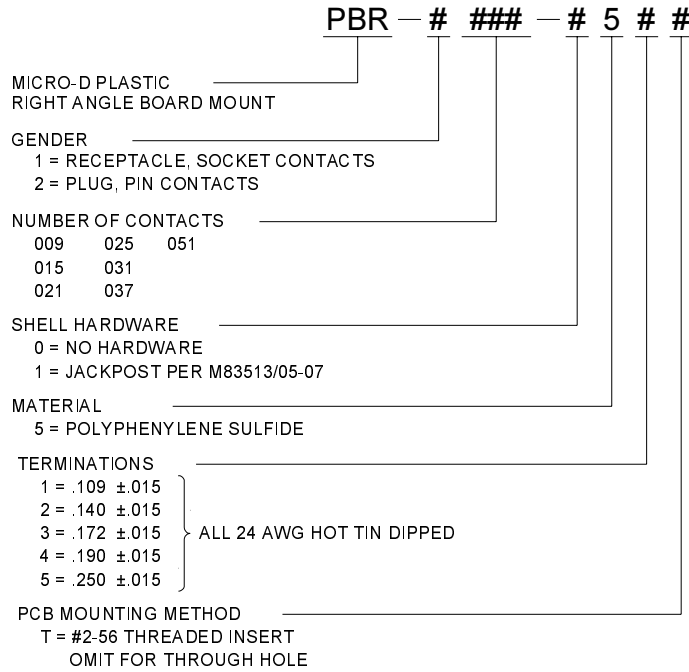


9 THRU 25 LAYOUTS



31, 37, 51 LAYOUTS

CRISTEK INTERCONNECTS, INC. www.cristek.com 1301 S. Lewis St. Anaheim, CA 92805 Phone: (714) 618-2000 FAX: (714) 535-4897	TITLE	DWG. NO.		
	MICRO D PLASTIC SHELL RIGHT ANGLE P.C.B. MOUNT	PBR		REV
	FILENAME	CODE IDENT NO.	SHT	OF
ADS-PBR-1	67720	1	4	E
TOLERANCE: .XXX ±.005 .XX ±.01 ANGLE ±1°				



1. MATERIALS:

INSULATOR / BACKSHELL - POLYPHENYLENE
SULFIDE PER MIL-M-24519 TYPE GST-40F
PIN CONTACT - BERYLLIUM COPPER
SOCKET CONTACT - COPPER ALLOY

2. FINISH:

CONTACT - GOLD PER MIL-G-45204, TYPE II, GRADE C,
CLASS I OVER NICKEL PER QQ-N-290.

3. SPECIFICATIONS:

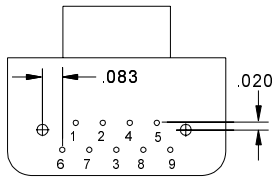
CURRENT RATING ----- 3 AMPS MAX
TEMPERATURE RATING ----- -55° C TO +125° C
INSULATION RESISTANCE ----- 5000 MEGOHMS MIN
DWW AT SEA LEVEL ----- 600 VAC
DWW AT 70,000 FT ALTITUDE --- 150 VAC
CONTACT RESISTANCE ----- 8 MILLIOHMS MAX AT 2.5 AMPS
LOW LEVEL CONTACT ----- 10 MILLIOHMS MAX
RESISTANCE
CONTACT RETENTION ----- 5 lb MINIMUM AXIAL LOAD
ENGAGEMENT FORCE ----- 6 oz MAX
SEPARATION FORCE ----- 0.5 oz MIN

4. ADDITIONAL INFORMATION:

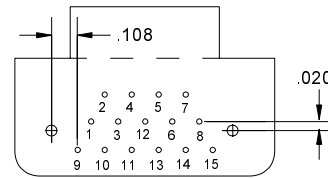
DESIGN AND PERFORMANCE IN GENERAL
ACCORDANCE WITH M83513
CONTACT CRISTEK FOR OTHER CONFIGURATIONS

CRISTEK INTERCONNECTS, INC. www.cristek.com 1301 S. Lewis St. Anaheim, CA 92805 Phone: (714) 618-2000 FAX: (714) 535-4897	TITLE	DWG. NO.		
	MICRO D PLASTIC SHELL RIGHT ANGLE P.C.B. MOUNT		PBR	
FILENAME	ADS-PBR-2	CODE IDENT NO. 67720	SHT 2 OF 4	REV E
		TOLERANCE: .XXX ±.005 .XX ±.01 ANGLE ±1°		

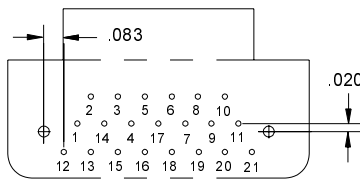
1.2 MICRO CONNECTORS / MOTS



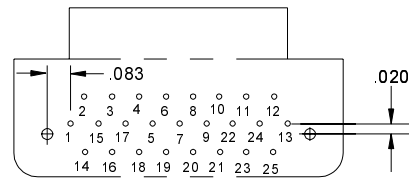
9 CONTACTS



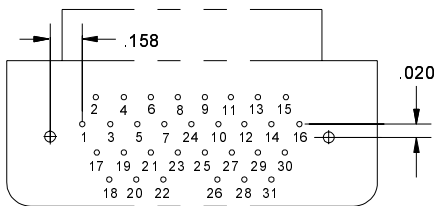
15 CONTACTS



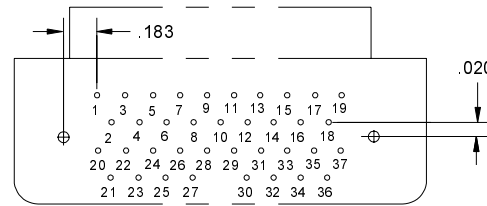
21 CONTACTS



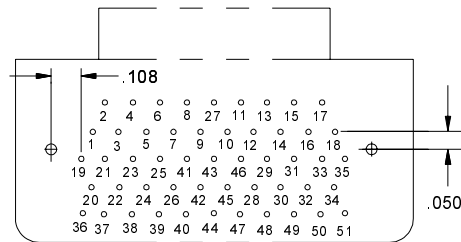
25 CONTACTS



31 CONTACTS



37 CONTACTS

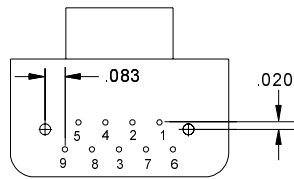


51 CONTACTS

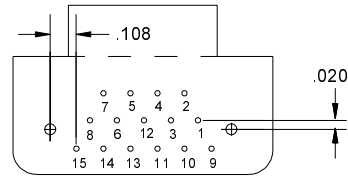
PBR PLUG PCB LAYOUTS (BOTTOM VIEW OF RECEPTACLE)

.100 X .100 GRID PATTERN OFFSET .050

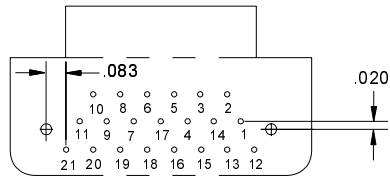
CRISTEK INTERCONNECTS, INC. www.cristek.com 1301 S. Lewis St. Anaheim, CA 92805 Phone: (714) 618-2000 FAX: (714) 535-4897	TITLE		DWG. NO.	
	MICRO D PLASTIC SHELL RIGHT ANGLE P.C.B. MOUNT		PBR	
			CODE IDENT NO. 67720	SHT 3 OF 4
FILENAME	ADS-PBR-3		TOLERANCE: .XXX ±.005 .XX ±.01 ANGLE ±1°	



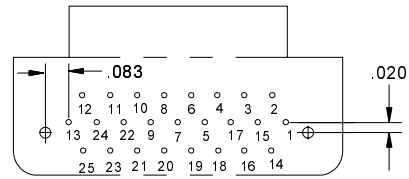
9 CONTACTS



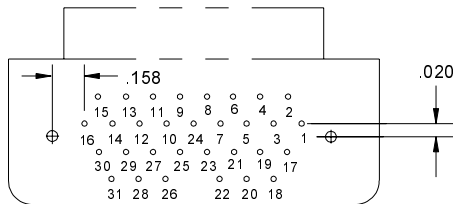
15 CONTACTS



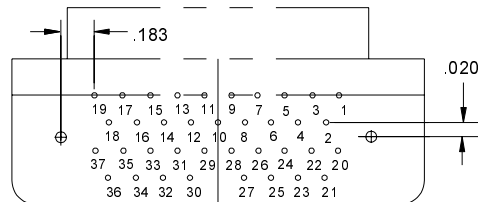
21 CONTACTS



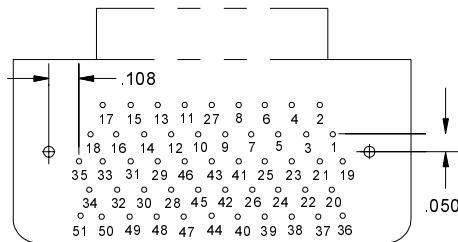
25 CONTACTS



31 CONTACTS



37 CONTACTS



51 CONTACTS

PBR RECEPTACLE PCB LAYOUTS (BOTTOM VIEW OF PLUG)

.100 X .100 GRID PATTERN OFFSET .050

CRISTEK INTERCONNECTS, INC. www.cristek.com 1301 S. Lewis St. Anaheim, CA 92805 Phone: (714) 618-2000 FAX: (714) 535-4897	TITLE MICRO D PLASTC SHELL RIGHT ANGLE P.C.B. MOUNT		DWG. NO. PBR	
	FILENAME ADS-PBR-4		CODE IDENT NO. 67720	SHT 4 OF 4 REV E
			TOLERANCE: .XXX ±.005 .XX ±.01 ANGLE ±1°	