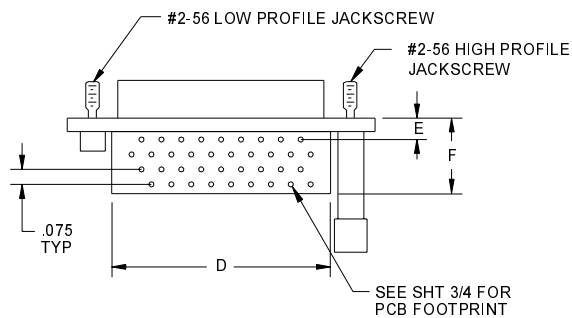
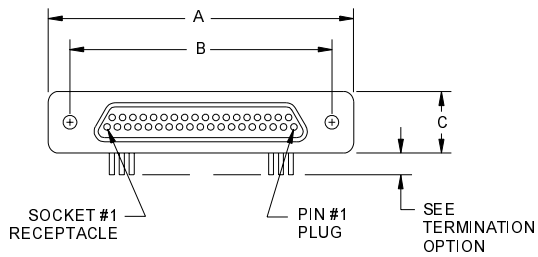
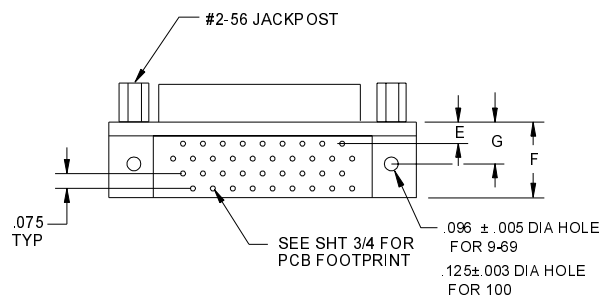
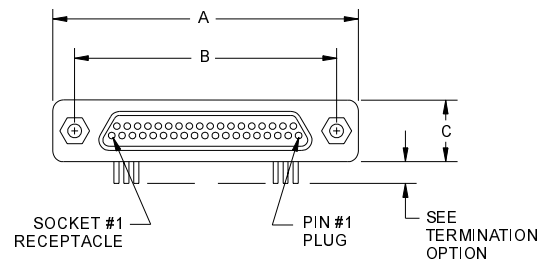


1.2 MICRO CONNECTORS / MOTS

NO. OF CONTACTS	A MAX	B	C MAX	D MAX	E MAX	F MAX	G MAX
9	.788	.565	.218	.400	.138	.410	.250
15	.938	.715	.218	.550	.138	.410	.250
21	1.088	.865	.218	.700	.138	.410	.250
25	1.188	.965	.218	.800	.138	.410	.250
31	1.338	1.115	.218	.950	.138	.410	.250
37	1.488	1.265	.218	1.100	.138	.410	.250
51	1.438	1.215	.260	1.045	.145	.500	.295

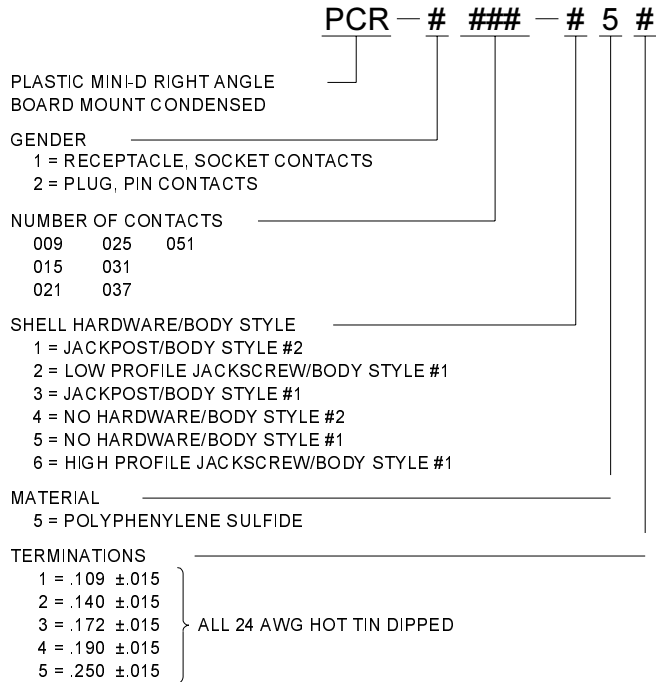


BODY STYLE #1



BODY STYLE #2

CRISTEK INTERCONNECTS, INC. www.cristek.com 1301 S. Lewis St. Anaheim, CA 92805 Phone: (714) 618-2000 FAX: (714) 535-4897	TITLE	PLASTIC, RIGHT ANGLE BOARD MOUNT CONDENSED			DWG. NO.	PCR	
	FILENAME	ADS-PCR-1			CODE IDENT NO. 67720	SHT 1 OF 4	REV C
					TOLERANCE: .XXX ±.005 .XX ±.01 ANGLE ±1°		



1. MATERIALS:

INSULATOR - POLYPHENYLENE SULFIDE PER MIL-M-24519
TYPE GST-40F
BACKSHELL - POLYPHENYLENE SULFIDE PER MIL-M-24519
TYPE GST-40F
PIN CONTACT - BERYLLIUM COPPER
SOCKET CONTACT - COPPER ALLOY

2. FINISH:

CONTACT - GOLD PER MIL-G-45204, TYPE II, GRADE C,
CLASS I OVER NICKEL PER QQ-N-290.

3. SPECIFICATIONS:

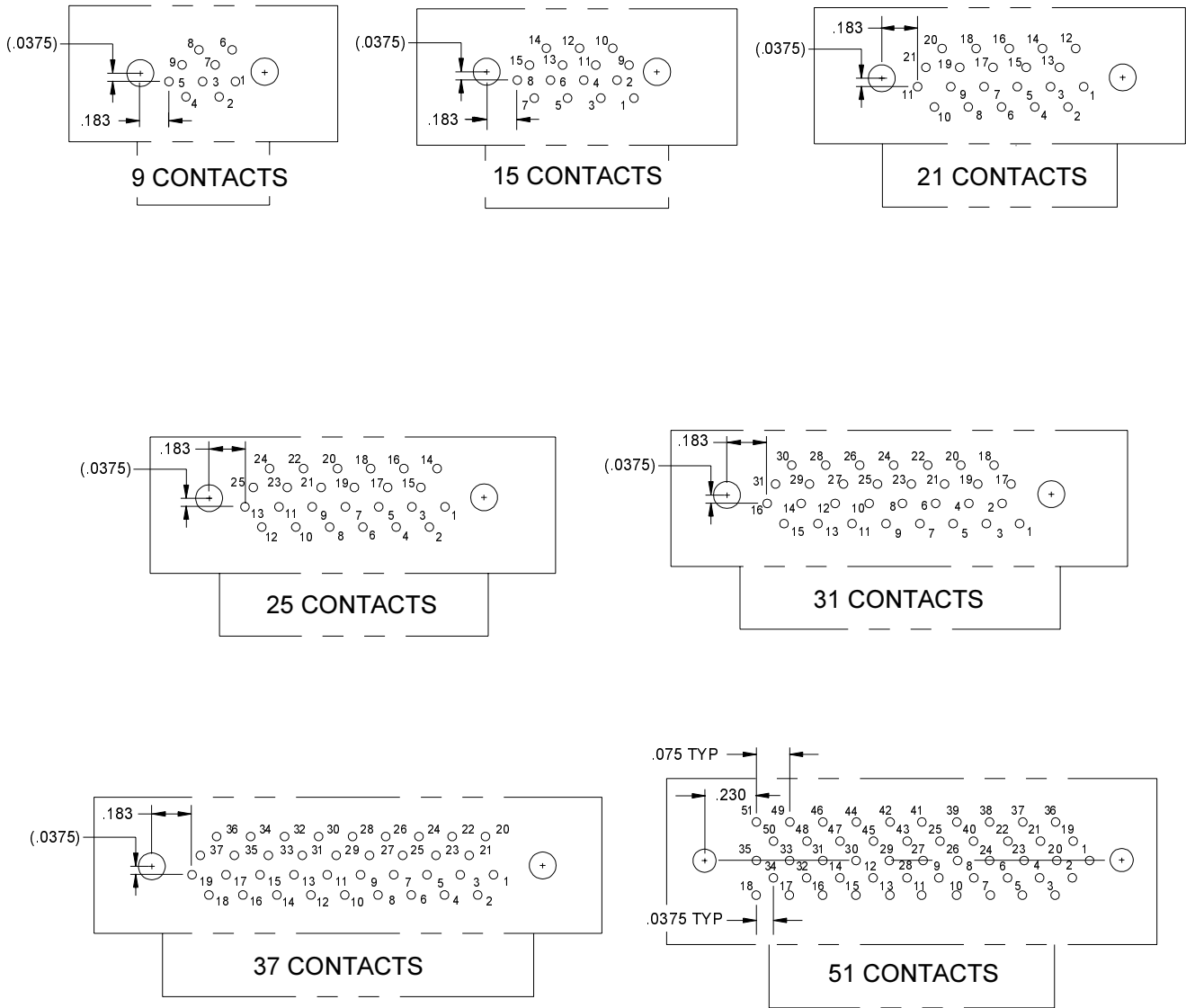
CURRENT RATING ----- 3 AMPS MAX
TEMPERATURE RATING ----- -55° C TO +125° C
INSULATION RESISTANCE ----- 5000 MEGOHMS MIN
DWV AT SEA LEVEL ----- 600 VAC
DWV AT 70,000 FT ALTITUDE --- 150 VAC
CONTACT RESISTANCE ----- 8 MILLIOHMS MAX AT 2.5 AMPS
LOW LEVEL CONTACT ----- 10 MILLIOHMS MAX
RESISTANCE
CONTACT RETENTION ----- 5 lb MINIMUM AXIAL LOAD
ENGAGEMENT FORCE ----- 6 oz MAX
SEPARATION FORCE ----- 0.5 oz MIN

4. ADDITIONAL INFORMATION:

DESIGN AND PERFORMANCE IN GENERAL
ACCORDANCE WITH M83513 WHERE APPLICABLE.
CONTACT CRISTEK FOR OTHER CONFIGURATIONS.

<p>CRISTEK INTERCONNECTS, INC. www.cristek.com 1301 S. Lewis St. Anaheim, CA 92805 Phone: (714) 618-2000 FAX: (714) 535-4897</p>	<p>TITLE PLASTIC, RIGHT ANGLE BOARD MOUNT CONDENSED</p>	<p>DWG. NO. PCR</p>	
	<p>FILENAME ADS-PCR-2</p>	<p>CODE IDENT NO. 67720</p>	<p>SHT 2 OF 4</p>
<p>TOLERANCE: .XXX ±.005 .XX ±.01 ANGLE ±1°</p>			

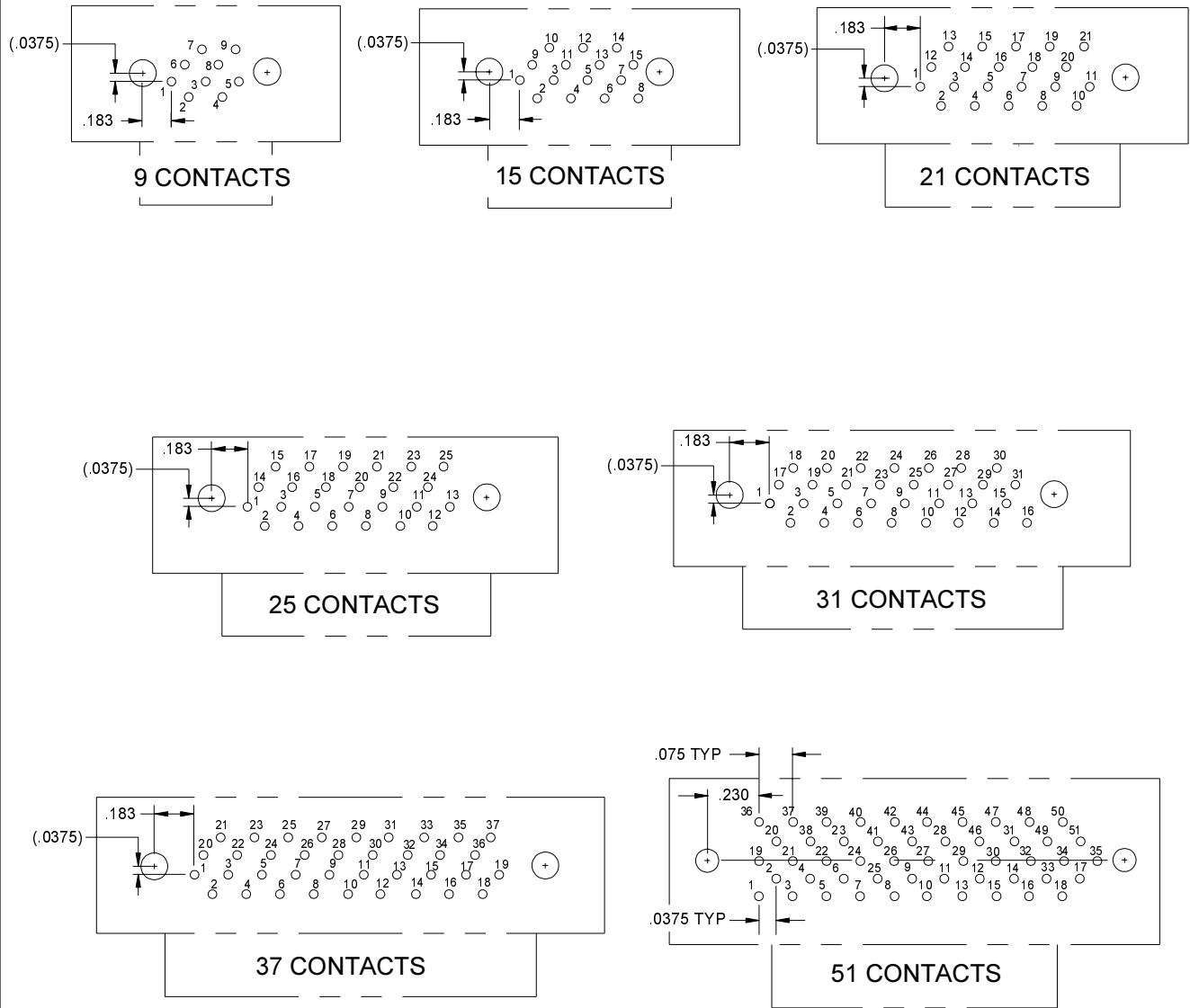
1.2 MICRO CONNECTORS / MOTS



PCR PLUG PCB LAYOUTS (LOOKING DOWN ON PCB)

.100 X .075 GRID PATTERN OFFSET BY .050 (EXCEPT 51)

CRISTEK INTERCONNECTS, INC. www.cristek.com 1301 S. Lewis St. Anaheim, CA 92805 Phone: (714) 618-2000 FAX: (714) 535-4897	TITLE	DWG. NO.		
	PLASTIC, RIGHT ANGLE BOARD MOUNT CONDENSED	PCR		
FILENAME	CODE IDENT NO. 67720	SHT 3 OF 4	REV C	
ADS-PCR-3	TOLERANCE: .XXX ±.005 .XX ±.01 ANGLE ±1°			



PCR RECEPTACLE PCB LAYOUTS (LOOKING DOWN ON PCB)
 .100 X .075 GRID PATTERN OFFSET BY .050 (EXCEPT 51)

CRISTEK INTERCONNECTS, INC. www.cristek.com 1301 S. Lewis St. Anaheim, CA 92805 Phone: (714) 618-2000 FAX: (714) 535-4897	TITLE	PLASTIC, RIGHT ANGLE BOARD MOUNT CONDENSED			DWG. NO.	PCR		
	FILENAME	ADS-PCR-4			CODE IDENT NO.	67720	SHT 4 OF 4	REV C
						TOLERANCE: .XXX ±.005 .XX ±.01 ANGLE ±1°		