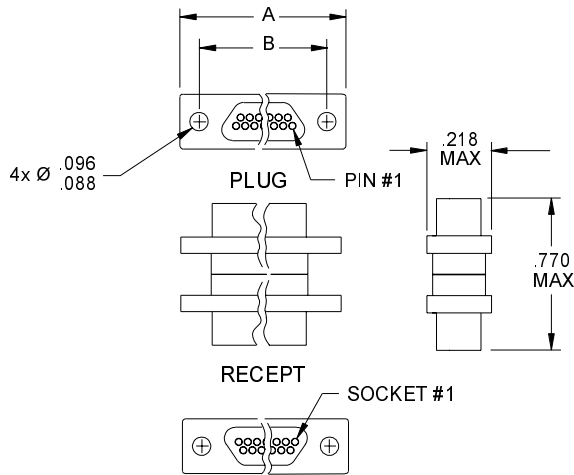
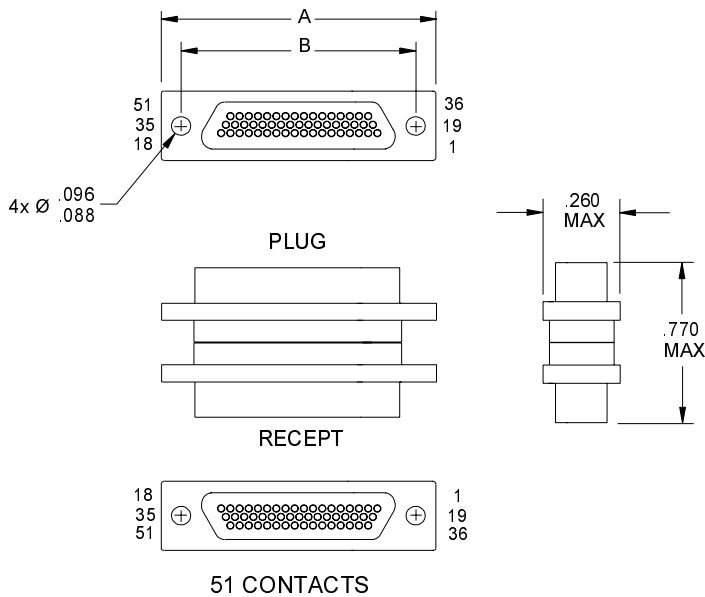


1.3 MICRO CONNECTORS / MICRO D HARDWARE AND ACCESSORIES

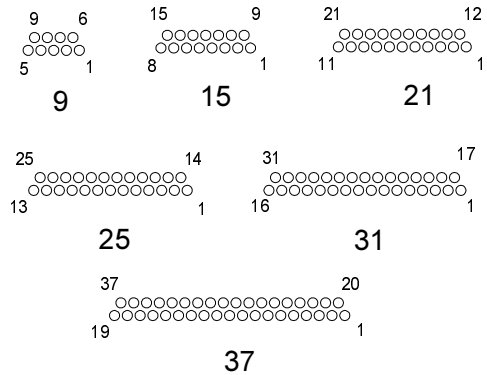


9 - 37 CONTACTS



51 CONTACTS

NO. OF CONTACTS	A MAX	B
9	.788	.565
15	.938	.715
21	1.088	.865
25	1.188	.965
31	1.338	1.115
37	1.488	1.265
51	1.438	1.215



MATING FACE PLUG
MIRROR IMAGE FOR RECEPTACLE

PSAV - # - # - #

MICRO-D PLASTIC SHELL
CONNECTOR SAVER

NUMBER OF CONTACTS

A = 9 D = 25 G = 51
B = 15 E = 31
C = 21 F = 37

INSULATOR HARDWARE

0 = NONE
1 = JACKPOST / RECEPTACLE SIDE
2 = JACKPOST / PLUG SIDE

CUSTOM OPTIONS
(CONTACT CRISTEK FOR YOUR CUSTOM NEEDS)

1. MATERIALS:

INSULATOR - POLYPHENYLENE SULFIDE PER MIL-M-24519
TYPE GST-40F
PIN CONTACT - BERYLLIUM COPPER
SOCKET CONTACT - COPPER ALLOY

2. FINISH:

CONTACT - GOLD PER MIL-C-45204, TYPE II, GRADE C,
CLASS I OVER NICKEL PER QQ-N-290.

3. SPECIFICATIONS:

CURRENT RATING ----- 3 AMPS MAX
TEMPERATURE RATING ----- -55° C TO +125° C
INSULATION RESISTANCE ----- 5000 MEGOHMS MIN
DWV AT SEA LEVEL ----- 600 VAC
DWV AT 70,000 FT ALTITUDE --- 150 VAC
CONTACT RESISTANCE ----- 8 MILLIOHMS MAX AT 2.5 AMPS
LOW LEVEL CONTACT ----- 10 MILLIOHMS MAX
RESISTANCE
CONTACT RETENTION ----- 5 lb MINIMUM AXIAL LOAD
ENGAGEMENT FORCE ----- 6 oz MAX
SEPARATION FORCE ----- 0.5 oz MIN

4. ADDITIONAL INFORMATION:

DESIGN AND PERFORMANCE IN GENERAL
ACCORDANCE WITH M83513.

CRISTEK INTERCONNECTS, INC. www.cristek.com 1301 S. Lewis St. Anaheim, CA 92805 Phone: (714) 618-2000 FAX: (714) 535-4897	TITLE	MICRO-D PLASTIC CONNECTOR SAVER		DWG. NO.	PSAV	
	FILENAME	ADS-PSAV-1		CODE IDENT NO.	67720	REV
				SHT	1	OF 1
				TOLERANCE: .XXX ±.005 .XX ±.01 ANGLE ±1°		