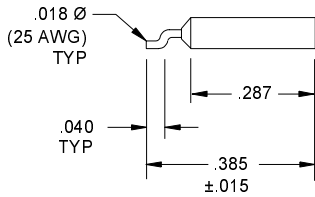
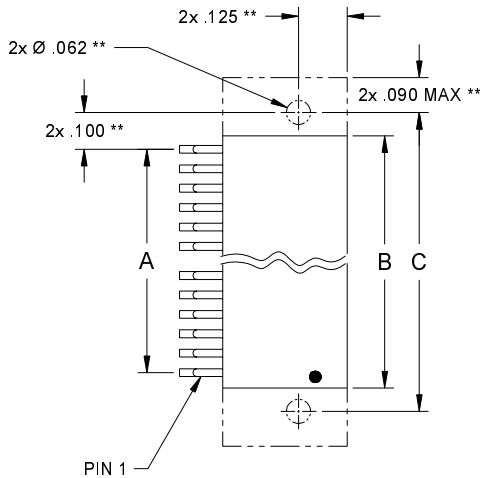
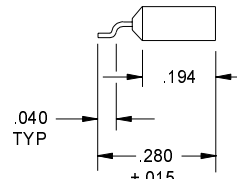
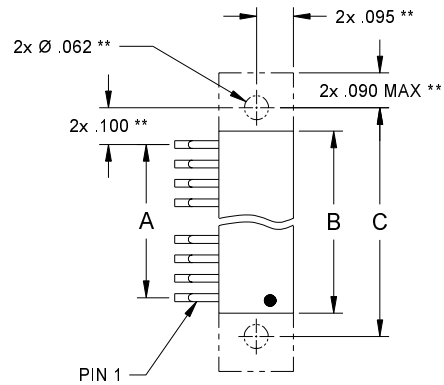


1.4 MICRO CONNECTORS / STRIP

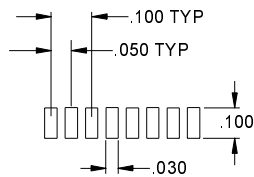
NO. OF POSITIONS	A	B MAX	C** MAX	NO. OF POSITIONS	A	B MAX	C** MAX	NO. OF POSITIONS	A	B MAX	C** MAX	NO. OF POSITIONS	A	B MAX	C** MAX
02	.05	.135	.335	15	.70	.785	.985	28	1.35	1.435	1.635	41	2.00	2.085	2.285
03	.10	.185	.385	16	.75	.835	1.035	29	1.40	1.485	1.685	42	2.05	2.135	2.335
04	.15	.235	.435	17	.80	.885	1.085	30	1.45	1.535	1.735	43	2.10	2.185	2.385
05	.20	.285	.485	18	.85	.935	1.135	31	1.50	1.585	1.785	44	2.15	2.235	N/A
06	.25	.335	.535	19	.90	.985	1.185	32	1.55	1.635	1.835	45	2.20	2.285	N/A
07	.30	.385	.585	20	.95	1.035	1.235	33	1.60	1.685	1.885	46	2.25	2.335	N/A
08	.35	.435	.635	21	1.00	1.085	1.285	34	1.65	1.735	1.935	47	2.30	2.385	N/A
09	.40	.485	.685	22	1.05	1.135	1.335	35	1.70	1.785	1.985	48	2.35	2.435	N/A
10	.45	.535	.735	23	1.10	1.185	1.385	36	1.75	1.835	2.035	49	2.40	2.485	N/A
11	.50	.585	.785	24	1.15	1.235	1.435	37	1.80	1.885	2.085	50	2.45	2.535	N/A
12	.55	.635	.835	25	1.20	1.285	1.485	38	1.85	1.935	2.135				
13	.60	.685	.885	26	1.25	1.335	1.535	39	1.90	1.985	2.185				
14	.65	.735	.935	27	1.30	1.385	1.585	40	1.95	2.035	2.235				



PLUG, PIN
RIGHT ANGLE
STANDARD PROFILE

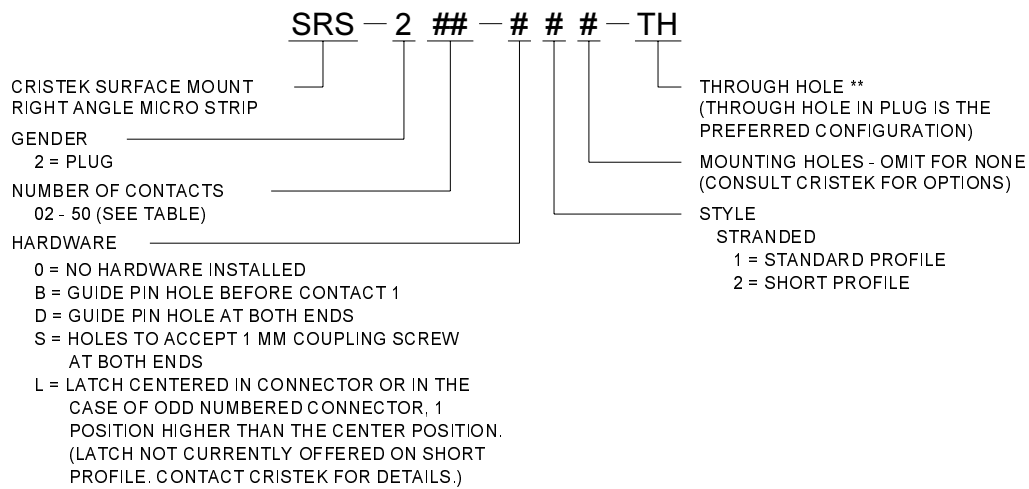


PLUG, PIN
RIGHT ANGLE
SHORT PROFILE



RIGHT ANGLE
P.C.B. LAYOUTS

CRISTEK INTERCONNECTS, INC. www.cristek.com 1301 S. Lewis St. Anaheim, CA 92805 Phone: (714) 618-2000 FAX: (714) 535-4897	TITLE	SURFACE MOUNT MICRO STRIP PLUG, RIGHT ANGLE	DWG. NO. SRS		
	FILENAME	ADS-SRS-1	CODE IDENT NO. 67720	SHT 1 OF 2	REV C
				TOLERANCE: .XXX ±.005 .XX ±.01 ANGLE ±1°	



** = DIMENSIONS/INFORMATION FOR THROUGH HOLE MOUNTING OPTION

1. MATERIALS:

INSULATOR - POLYPHENYLENE PER MIL-M-24519
TYPE GST-40F
CONTACT - BERYLLIUM COPPER

2. FINISH:

CONTACT - GOLD PER MIL-G-45204, TYPE II, GRADE C
CLASS I OVER NICKEL PER QQ-N-290.
(LEADS ARE TYPICALLY HOT TIN DIPPED)

3. SPECIFICATIONS:

CURRENT RATING ----- 3 AMPS MAX
(SRS STANDARD PROFILE)
1 AMP MAX
(SRS LOW PROFILE)

TEMPERATURE RATING ----- -55° C TO +125° C

INSULATION RESISTANCE ----- 5000 MEGOHMS MIN
DWW AT SEA LEVEL ----- 600 VAC
DWW AT 70,000 FT ALTITUDE --- 150 VAC

CONTACT RESISTANCE ----- 8 MILLIOHMS MAX AT 2.5 AMPS
LOW LEVEL CONTACT ----- 10 MILLIOHMS MAX
RESISTANCE

CONTACT RETENTION ----- 5 lb MINIMUM AXIAL LOAD
ENGAGEMENT FORCE ----- 6 oz MAX
SEPARATION FORCE ----- 0.5 oz MIN

4. ADDITIONAL INFORMATION:

DESIGN AND PERFORMANCE IN GENERAL ACCORDANCE WITH M83513
MATES WITH CMS
STRIPS WITH OVER 30 CONTACTS MAY BE DIFFICULT TO MATE AND DEMATE AND TEND TO BECOME FRAGILE. CONTACT CRISTEK FOR APPLICATION ASSISTANCE.

CRISTEK INTERCONNECTS, INC. www.cristek.com 1301 S. Lewis St. Anaheim, CA 92805 Phone: (714) 618-2000 FAX: (714) 535-4897	TITLE	SURFACE MOUNT MICRO STRIP PLUG, RIGHT ANGLE			DWG. NO.	SRS			
	FILENAME	ADS-SRS-2	CODE IDENT NO.	67720	SHT	2	OF	2	REV
			TOLERANCE: .XXX ±.005 .XX ±.01			ANGLE ±1°			