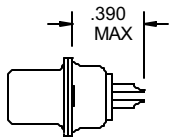
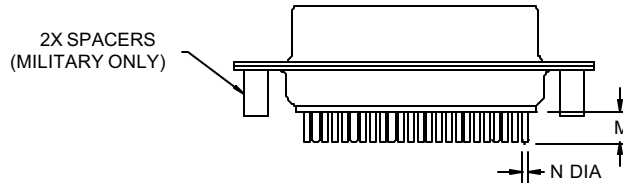


BASIC SHELL DIMENSIONS

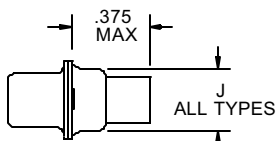


SOLDER CUP

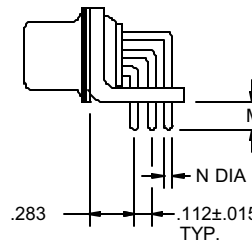
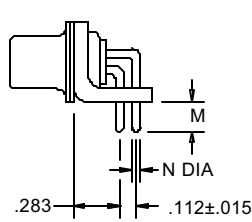


STRAIGHT P.C.B. MOUNT

SEE SHT 3 FOR
P.C.B. HOLE PATTERNS



CRIMP CONTACTS



RIGHT ANGLE P.C.B. MOUNT

SEE SHT 3 FOR
P.C.B. HOLE PATTERNS

| | | | | |
|--|----------------|--|------------|----------|
| CRISTEK INTERCONNECTS, INC. www.cristek.com 1301 S. Lewis St. Anaheim, CA 92805 Phone: (714) 618-2000 FAX: (714) 535-4897 | TITLE | DWG. NO. | | |
| | D-SUBMINIATURE | M24308 | | |
| FILENAME | ADS-DXX-1 | CODE IDENT NO. 67720 | SHT 1 OF 7 | REV F |
| | | TOLERANCE: .XXX ±.005 .XX ±.01 ANGLE ±1° | | |

| PART NO. OF SHELL SIZE | A ±.015 | B** ±.005 | C ±.005 | D** ±.005 | E ±.015 | F ±.010 | G ±.004 | H ±.010 | J ±.010 | K ±.010 | L ±.010 |
|------------------------|------------|----------------|------------|--------------|------------|--------------|--------------|------------|------------|--------------|--------------|
| DE*9P DE*9S | 1.213 | .666 .643 | .984 | .329 .311 | .494 | .422 .429 | .234 .243 | .759 | .422 | .045 | .030 |
| DA*15P DA*15S | 1.541 | .994 .971 | 1.312 | .329 .311 | .494 | .422 .429 | .234 .243 | 1.083 | .422 | .045 | .030 |
| DB*25P DB*25S | 2.088 | 1.534 1.511 | 1.852 | .329 .311 | .494 | .426 .429 | .230 .243 | 1.625 | .422 | .060 .045 | .039 .030 |
| DC*37P DC*37S | 2.729 | 2.182 2.159 | 2.500 | .329 .311 | .494 | .426 .429 | .230 .243 | 2.272 | .422 | .060 .045 | .039 .030 |
| DD*50P DD*50S | 2.635 | 2.079 2.064 | 2.406 | .441 .423 | .605 | .426 .429 | .230 .243 | 2.178 | .534 | .060 .045 | .039 .030 |

* G = DIALYLPHTHALATE WITH METAL CLIPS ; P = POLYESTER WITH INTERGAL CLIPS (MIL QUALIFICATION PENDING)

** B & D DIMENSIONS APPLY TO THE O.D. OF THE RECEPTACLE/SOCKET AND THE I.D. OF THE PLUG/PIN.

| P.C.B. STYLE CONTACT TAILS AVAILABLE | | | |
|---|-----------|-------|------------------------------------|
| CONTACT STYLE | M | N DIA | CRISTEK TERMINATION "SUFFIX" |
| STRAIGHT | .185/.130 | .030 | 3B |
| STRAIGHT | .210/.155 | .030 | 3E |
| STRAIGHT | .185/.130 | .040 | 3D |
| STRAIGHT | .210/.155 | .040 | 3C |
| 90° RIGHT ANGLE | .154/.099 | .030 | 5G |
| 90° RIGHT ANGLE | .185/.130 | .030 | 5J |
| 90° RIGHT ANGLE | .154/.099 | .040 | 5F |
| 90° RIGHT ANGLE | .185/.130 | .040 | 5H |
| 90° RIGHT ANGLE | .210/.155 | .030 | 5L |
| 90° RIGHT ANGLE | .210/.155 | .040 | 5K |

FOR APPLICABLE PART NUMBERS
SEE CROSS REFERENCE CHART

1. MATERIALS:

SHELL - STEEL
INSULATOR - DIALYL PHTHALATE PER MIL-M-14, TYPE SDG-F
OR GLASS-FILLED POLYESTER.
CONTACT - COPPER ALLOY
SPACER - BRASS ALLOY 360 OR EQUIV.

2. FINISH:

SHELL AND SPACER - CADMIUM PLATE PER QQ-P-416, TYPE II, CLASS 2
WITH SUPPLEMENT YELLOW CHROMATE CONVERSION COATING
CONTACT - GOLD PER MIL-C-45204, TYPE II, GRADE C,
CLASS I OVER NICKEL PER QQ-N-290.

3. SPECIFICATIONS:

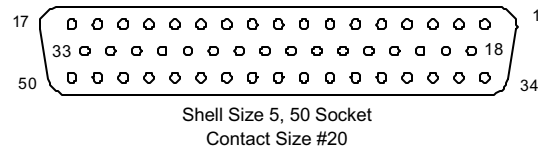
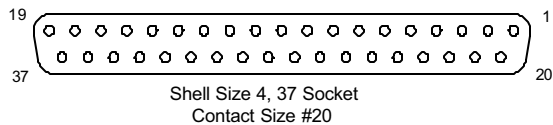
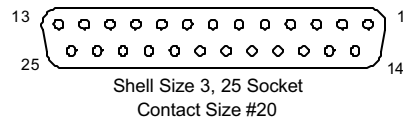
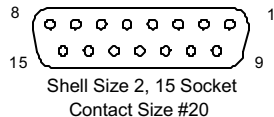
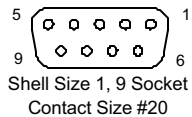
CURRENT RATING ----- 7.5 AMPS MAX
TEMPERATURE RATING ----- -55° C TO +125° C
INSULATION RESISTANCE ----- 5000 MEGOHMS MIN
DWV AT SEA LEVEL ----- 1000 VAC
DWV AT 70,000 FT ALTITUDE --- 325 VAC
CONTACT RETENTION ----- 9 lb MINIMUM AXIAL LOAD
ENGAGEMENT FORCE ----- 18 oz MAX
SEPARATION FORCE ----- 0.7 oz MIN

4. ADDITIONAL INFORMATION:

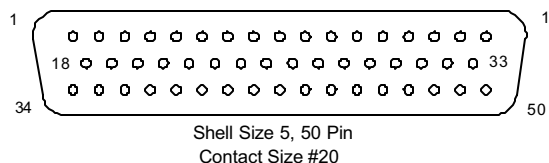
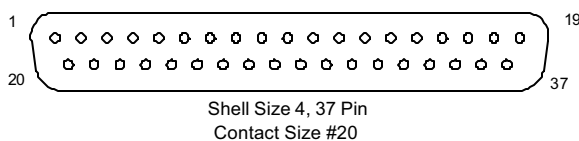
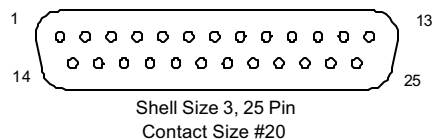
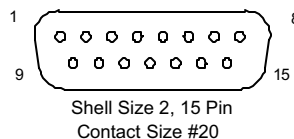
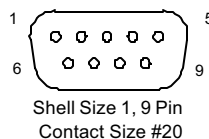
FOR CROSS-REFERENCING CRISTEK PART
NUMBERS TO M24308, SEE CROSS REFERENCE
INFORMATION IN THE FRONT OF THIS SECTION.
FOR MOUNTING HARDWARE OPTIONS, SEE THE
HARDWARE PAGES IN THE END OF THIS SECTION

| | | | | |
|---|-----------------------|------------------------------|--------------------------------|--------------------------|
| CRISTEK INTERCONNECTS, INC. www.cristek.com 1301 S. Lewis St. Anaheim, CA 92805 Phone: (714) 618-2000 FAX: (714) 535-4897 | TITLE | DWG. NO. | | |
| | D-SUBMINIATURE | M24308 | | |
| | | FILENAME ADS-DXX-2 | CODE IDENT NO. 67720 | SHT 2 OF 7 |
| TOLERANCE: .XXX ±.005 .XX ±.01 ANGLE ±1° | | | | |

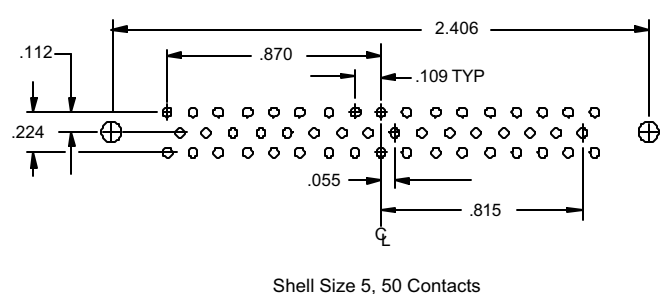
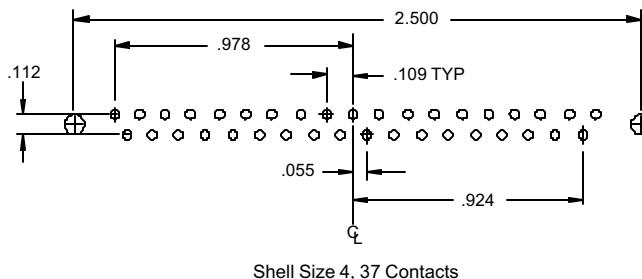
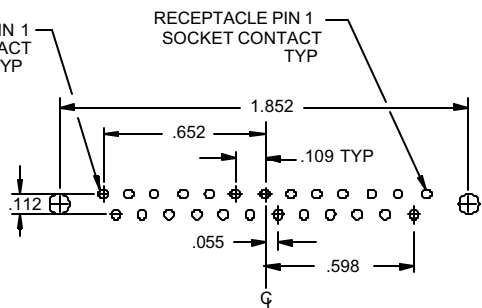
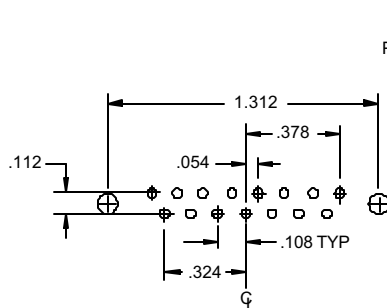
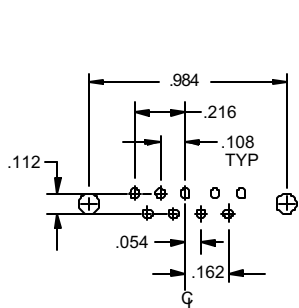
SOCKET INSERT MATING FACE (RECEPTACLE)



PIN INSERT MATING FACE (PLUG)



**P.C.B. HOLE PATTERNS
(LAYOUTS FOR STRAIGHT AND 90° CONFIGURATIONS)**



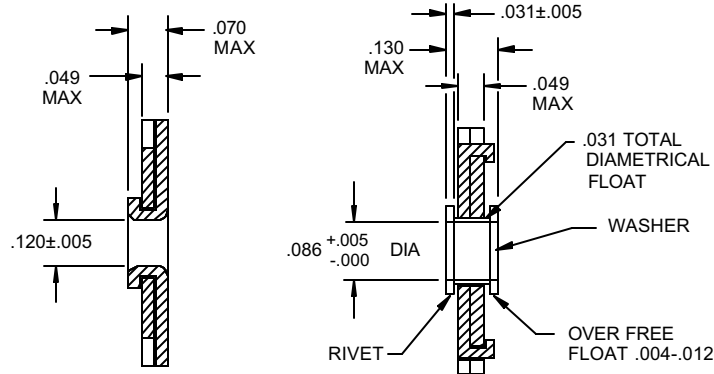
CRISTEK INTERCONNECTS, INC.
www.cristek.com
1301 S. Lewis St.
Anaheim, CA 92805
Phone: (714) 618-2000
FAX: (714) 535-4897

TITLE
D-SUBMINIATURE

FILENAME
ADS-DXX-3

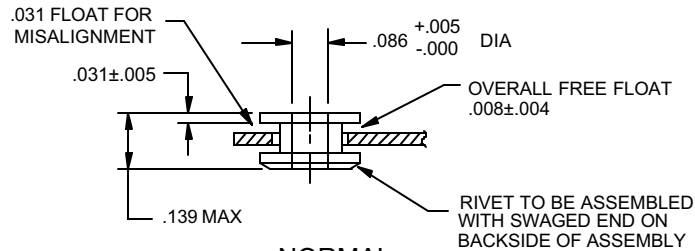
DWG. NO.
M24308

| | | |
|--|--------------------------|-----------------|
| CODE IDENT NO. 67720 | SHT 3 OF 7 | REV F |
| TOLERANCE: .XXX ±.005 .XX ±.01 ANGLE ±1° | | |

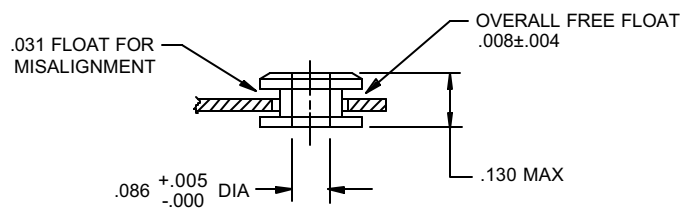


STANDARD THROUGH-HOLE

DUAL FLOAT MOUNT



NORMAL FLOAT MOUNTING BUSHING



REVERSE FLOAT MOUNTING BUSHING

CRISTEK INTERCONNECTS, INC.
 www.cristek.com
 1301 S. Lewis St.
 Anaheim, CA 92805
 Phone: (714) 618-2000
 FAX: (714) 535-4897

TITLE

D-SUBMINIATURE

FILENAME

ADS-DXX-4

DWG. NO.

M24308

CODE IDENT NO.
67720

SHT 4 OF 7

REV
F

TOLERANCE: .XXX \pm .005 .XX \pm .01 ANGLE \pm 1°

4.1 D-SUBMINIATURE CONNECTORS / M24308 & MOTS



| MILITARY PART NUMBER | CRISTEK PART NUMBER | DESCRIPTION | MILITARY PART NUMBER | CRISTEK PART NUMBER | DESCRIPTION |
|--|--|--|--|--|---|
| M24308/1-1 M24308/1-2 M24308/1-3 M24308/1-4 M24308/1-5 | DE*9S2 DA*15S2 DB*25S2 DC*37S2 DD*50S2 | Receptacle, Socket Solder Contacts | M24308/2-353 M24308/2-354 M24308/2-355 M24308/2-356 M24308/2-357 | DE*9S1D-T2 DA*15S1D-T2 DB*25S1D-T2 DC*37S1D-T2 DD*50S1D-T2 | Kit Receptacle, socket Crimp Contacts, Dual Float Mount with I/R Tool |
| M24308/1-12 M24308/1-13 M24308/1-14 M24308/1-15 M24308/1-16 | DE*9S2F DA*15S2F DB*25S2F DC*37S2F DD*50S2F | Receptacle, Socket Solder Contacts Float Mount | M24308/2-482 M24308/2-483 M24308/2-484 M24308/2-485 M24308/2-486 | DE*9S1DNO DA*15S1DNO DB*25S1DNO DC*37S1DNO DD*50S1DNO | Receptacle, Less Socket Crimp Contacts, Dual Float Mount |
| M24308/1-23 M24308/1-24 M24308/1-25 M24308/1-26 M24308/1-27 | DE*9S2D DA*15S2D DB*25S2D DC*37S2D DD*50S2D | Receptacle, Socket Solder Contacts Dual Float Mount | M24308/3-1 M24308/3-2 M24308/3-3 M24308/3-4 M24308/3-5 | DE*9P2 DA*15P2 DB*25P2 DC*37P2 DD*50P2 | Plug, Pin Solder Contacts |
| M24308/2-1 M24308/2-2 M24308/2-3 M24308/2-4 M24308/2-5 | DE*9S1 DA*15S1 DB*25S1 DC*37S1 DD*50S1 | Receptacle, Socket Crimp Contacts | M24308/3-12 M24308/3-13 M24308/3-14 M24308/3-15 M24308/3-16 | DE*9P2F DA*15P2F DB*25P2F DC*37P2F DD*50P2F | Plug, Pin Solder Contacts Float Mount |
| M24308/2-6 M24308/2-7 M24308/2-8 M24308/2-9 M24308/2-10 | DE*9S1-T2 DA*15S1-T2 DB*25S1-T2 DC*37S1-T2 DD*50S1-T2 | Kit Receptacle, Socket Crimp Contacts With I/R Tool | M24308/4-1 M24308/4-2 M24308/4-3 M24308/4-4 M24308/4-5 | DE*9P1 DA*15P1 DB*25P1 DC*37P1 DD*50P1 | Plug, Pin Crimp Contacts |
| M24308/2-23 M24308/2-24 M24308/2-25 M24308/2-26 M24308/2-27 | DE*9S1F DA*15S1F DB*25S1F DC*37S1F DD*50S1F | Receptacle, Socket Crimp Contacts Float Mount | M24308/4-6 M24308/4-7 M24308/4-8 M24308/4-9 M24308/4-10 | DE*9P1-T2 DA*15P1-T2 DB*25P1-T2 DC*37P1-T2 DD*50P1-T2 | Kit Plug, Pin Crimp Contacts with I/R Tool |
| M24308/2-34 M24308/2-35 M24308/2-36 M24308/2-37 M24308/2-38 | DE*9S1F-T2 DA*15S1F-T2 DB*25S1F-T2 DC*37S1F-T2 DD*50S1F-T2 | Kit Receptacle, socket Crimp Contacts, Float Mount with I/R Tool | M24308/4-259 M24308/4-260 M24308/4-261 M24308/4-262 M24308/4-263 | DE*9P1NO DA*15P1NO DB*25P1NO DC*37P1NO DD*50P1NO | Plug, Less Pin Crimp Contacts |
| M24308/2-281 M24308/2-282 M24308/2-283 M24308/2-284 M24308/2-285 | DE*9S1NO DA*15S1NO DB*25S1NO DC*37S1NO DD*50S1NO | Receptacle, Less Socket Crimp Contacts | M24308/4-302 M24308/4-303 M24308/4-304 M24308/4-305 M24308/4-306 | DE*9P1F DA*15P1F DB*25P1F DC*37P1F DD*50P1F | Plug, Pin Crimp Contacts Float Mount |
| M24308/2-292 M24308/2-293 M24308/2-294 M24308/2-295 M24308/2-296 | DE*9S1FNO DA*15S1FNO DB*25S1FNO DC*37S1FNO DD*50S1FNO | Receptacle, Less Socket Crimp Contacts Float Mount | M24308/4-313 M24308/4-314 M24308/4-315 M24308/4-316 M24308/4-317 | DE*9P1F-T2 DA*15P1F-T2 DB*25P1F-T2 DC*37P1F-T2 DD*50P1F-T2 | Kit Plug, Pin Crimp Contacts Float Mount with I/R Tool |
| M24308/2-335 M24308/2-336 M24308/2-341 | DB*25S1RF DC*37S1RF DA*15S1RF | Receptacle, Socket Crimp Contacts Reverse Float Mount | M24308/4-324 M24308/4-325 M24308/4-326 M24308/4-327 M24308/4-328 | DE*9P1FNO DA*1P1FNO DB*25P1FNO DC*37P1FNO DD*50P1FNO | Plug, Less Pin Crimp Contacts Float Mount |
| M24308/2-342 M24308/2-343 M24308/2-344 M24308/2-345 M24308/2-346 | DE*9S1D DA*15S1D DB*25S1D DC*37S1D DD*50S1D | Receptacle, Socket Crimp Contacts Dual Float Mount | | | |

* G = DIALYLPHTHALATE WITH METAL CLIPS
P = POLYESTER WITH INTERGAL CLIPS (MIL QUALIFICATION PENDING)

M24308 TO CRISTEK PART NUMBER CROSS REFERENCE

| | | | | |
|--|----------------|--|----------------|-----|
| CRISTEK INTERCONNECTS, INC. www.cristek.com 1301 S. Lewis St. Anaheim, CA 92805 Phone: (714) 618-2000 FAX: (714) 535-4897 | TITLE | DWG. NO. | | |
| | D-SUBMINIATURE | M24308 | | |
| | | FILENAME | CODE IDENT NO. | SHT |
| ADS-DXX-5 | 67720 | 5 OF 7 | F | |
| | | TOLERANCE: .XXX ±.005 .XX ±.01 ANGLE ±1° | | |

| MILITARY PART NUMBER | CRISTEK PART NUMBER | DESCRIPTION | MILITARY PART NUMBER | CRISTEK PART NUMBER | DESCRIPTION |
|--|---|---|--|---|--|
| M24308/23-1 M24308/23-2 M24308/23-3 M24308/23-4 M24308/23-5 | DE*9S3B DA*15S3B DB*25S3B DC*37S3B DD*50S3B | Receptacle, Socket Straight P.C. Tail- .030 Diameter- .185/.130 Long | M24308/24-1 M24308/24-2 M24308/24-3 M24308/24-4 M24308/24-5 | DE*9P3B DA*15P3B DB*25P3B DC*37P3B DD*50P3B | Plug, Pin Straight P.C. Tail- .030 Diameter- .185/.130 Long |
| M24308/23-7 M24308/23-8 M24308/23-9 M24308/23-10 M24308/23-11 | DE*9S3E DA*15S3E DB*25S3E DC*37S3E DD*50S3E | Receptacle, Socket Straight P.C. Tail- .030 Diameter- .210/.155 Long | M24308/24-7 M24308/24-8 M24308/24-9 M24308/24-10 M24308/24-11 | DE*9P3E DA*15P3E DB*25P3E DC*37P3E DD*50P3E | Plug, Pin Straight P.C. Tail- .030 Diameter- .210/.155 Long |
| M24308/23-13 M24308/23-14 M24308/23-15 M24308/23-16 M24308/23-17 | DE*9S3D DA*15S3D DB*25S3D DC*37S3D DD*50S3D | Receptacle, Socket Straight P.C. Tail- .040 Diameter- .185/.130 Long | M24308/24-13 M24308/24-14 M24308/24-15 M24308/24-16 M24308/24-17 | DE*9P3D DA*15P3D DB*25P3D DC*37P3D DD*50P3D | Plug, Pin Straight P.C. Tail- .040 Diameter- .185/.130 Long |
| M24308/23-19 M24308/23-20 M24308/23-21 M24308/23-22 M24308/23-23 | DE*9S3C DA*15S3C DB*25S3C DC*37S3C DD*50S3C | Receptacle, Socket Straight P.C. Tail- .040 Diameter- .210/.155 Long | M24308/24-19 M24308/24-20 M24308/24-21 M24308/24-22 M24308/24-23 | DE*9P3C DA*15P3C DB*25P3C DC*37P3C DD*50P3C | Plug, Pin Straight P.C. Tail- .040 Diameter- .210/.155 Long |
| M24308/23-25 M24308/23-26 M24308/23-27 M24308/23-28 M24308/23-29 | DE*9S5G DA*15S5G DB*25S5G DC*37S5G DD*50S5G | Receptacle, Socket 90° P.C. Tail- .030 Diameter- .154/.099 Long | M24308/24-25 M24308/24-26 M24308/24-27 M24308/24-28 M24308/24-29 | DE*9P5G DA*15P5G DB*25P5G DC*37P5G DD*50P5G | Plug, Pin 90° P.C. Tail- .030 Diameter- .154/.099 Long |
| M24308/23-31 M24308/23-32 M24308/23-33 M24308/23-34 M24308/23-35 | DE*9S5J DA*15S5J DB*25S5J DC*37S5J DD*50S5J | Receptacle, Socket 90° P.C. Tail- .030 Diameter- .185/.130 Long | M24308/24-31 M24308/24-32 M24308/24-33 M24308/24-34 M24308/24-35 | DE*9P5J DA*15P5J DB*25P5J DC*37P5J DD*50P5J | Plug, Pin 90° P.C. Tail- .030 Diameter- .185/.130 Long |
| M24308/23-37 M24308/23-38 M24308/23-39 M24308/23-40 M24308/23-41 | DE*9S5F DA*15S5F DB*25S5F DC*37S5F DD*50S5F | Receptacle, Socket 90° P.C. Tail- .040 Diameter- .154/.099 Long | M24308/24-37 M24308/24-38 M24308/24-39 M24308/24-40 M24308/24-41 | DE*9P5F DA*15P5F DB*25P5F DC*37P5F DD*50P5F | Plug, Pin 90° P.C. Tail- .040 Diameter- .154/.099 Long |
| M24308/23-43 M24308/23-44 M24308/23-45 M24308/23-46 M24308/23-47 | DE*9S5H DA*15S5H DB*25S5H DC*37S5H DD*50S5H | Receptacle, Socket 90° P.C. Tail- .040 Diameter- .185/.130 Long | M24308/24-43 M24308/24-44 M24308/24-45 M24308/24-46 M24308/24-47 | DE*9P5H DA*15P5H DB*25P5H DC*37P5H DD*50P5H | Plug, Pin 90° P.C. Tail- .040 Diameter- .185/.130 Long |
| M24308/23-49 M24308/23-50 M24308/23-51 M24308/23-52 M24308/23-53 | DE*9S5L DA*15S5L DB*25S5L DC*37S5L DD*50S5L | Receptacle, Socket 90° P.C. Tail- .030 Diameter- .210/.155 Long | M24308/24-49 M24308/24-50 M24308/24-51 M24308/24-52 M24308/24-53 | DE*9P5L DA*15P5L DB*25P5L DC*37P5L DD*50P5L | Plug, Pin 90° P.C. Tail- .030 Diameter- .210/.155 Long |
| M24308/23-55 M24308/23-56 M24308/23-57 M24308/23-58 M24308/23-59 | DE*9S5K DA*15S5K DB*25S5K DC*37S5K DD*50S5K | Receptacle, Socket 90° P.C. Tail- .040 Diameter- .210/.155 Long | M24308/24-55 M24308/24-56 M24308/24-57 M24308/24-58 M24308/24-59 | DE*9P5K DA*15P5K DB*25P5K DC*37P5K DD*50P5K | Plug, Pin 90° P.C. Tail- .040 Diameter- .210/.155 Long |

* G = DIALLYLPHTHALATE WITH METAL CLIPS
P = POLYESTER WITH INTERGAL CLIPS (MIL QUALIFICATION PENDING)

NOTE : THE CROSS REF ABOVE REPRESENTS THE MIL-SPEC PARTS ONLY. MANY OTHER OPTIONS AND CUSTOM MODIFICATIONS ARE AVAILABLE. PLEASE CONTACT FACTORY.

M24308 TO CRISTEK PART NUMBER CROSS REFERENCE

| | | | | |
|--|----------------|--|----------------|-----|
| CRISTEK INTERCONNECTS, INC. www.cristek.com 1301 S. Lewis St. Anaheim, CA 92805 Phone: (714) 618-2000 FAX: (714) 535-4897 | TITLE | DWG. NO. | | |
| | D-SUBMINIATURE | M24308 | | |
| | | FILENAME | CODE IDENT NO. | SHT |
| ADS-DXX-6 | 67720 | 6 OF 7 | F | |
| | | TOLERANCE: .XXX ±.005 .XX ±.01 ANGLE ±1° | | |

| MILITARY PART NUMBER | CRISTEK PART NUMBER | DESCRIPTION | MILITARY PART NUMBER | CRISTEK PART NUMBER | DESCRIPTION |
|--|---|---|--|---|----------------------------------|
| M24308/5-1 M24308/5-2 M24308/5-3 M24308/5-4 M24308/5-5 | DE*9S2B DA*15S2B DB*25S2B DC*37S2B DD*50S2B | Receptacle, Socket Solder Contacts | M24308/7-1 M24308/7-2 M24308/7-3 M24308/7-4 M24308/7-5 | DE*9P2B DA*15P2B DB*25P2B DC*37P2B DD*50P2B | Plug, Pin Solder Contacts |
| M24308/6-1 M24308/6-2 M24308/6-3 M24308/6-4 M24308/6-5 | DE*9S1B DA*15S1B DB*25S1B DC*37S1B DD*50S1B | Receptacle, Socket Crimp Contacts | M24308/8-1 M24308/8-2 M24308/8-3 M24308/8-4 M24308/8-5 | DE*9P1B DA*15P1B DB*25P1B DC*37P1B DD*50P1B | Plug, Pin Crimp Contacts |
| M24308/6-281 M24308/6-282 M24308/6-283 M24308/6-284 M24308/6-285 | DE*9S1BNO DA*15S1BNO DB*25S1BNO DC*37S1BNO DD*50S1BNO | Receptacle, Less Socket Crimp Contacts | M24308/8-259 M24308/8-260 M24308/8-261 M24308/8-262 M24308/8-263 | DE*9P1BNO DA*15P1BNO DB*25P1BNO DC*37P1BNO DD*50P1BNO | Plug, Less Pin Crimp Contacts |

NOTE : THE CROSS REF ABOVE REPRESENTS ONLY THE BRASS-SHELLED VERSION OF THE MIL-SPEC PART.
MANY OTHER OPTIONS AND CUSTOM MODIFICATIONS ARE AVAILABLE. PLEASE CONTACT FACTORY.

* G = DIALLYL PHTHALATE WITH METAL CLIPS
P = POLYESTER WITH INTERGAL CLIPS (MIL QUALIFICATION PENDING)

M24308 TO CRISTEK PART NUMBER CROSS REFERENCE
FOR NON-MAGNETIC D-SUB CONNECTORS

| | | | | |
|--|----------------|--|-----|-----|
| CRISTEK INTERCONNECTS, INC. www.cristek.com 1301 S. Lewis St. Anaheim, CA 92805 Phone: (714) 618-2000 FAX: (714) 535-4897 | TITLE | DWG. NO. | | |
| | D-SUBMINIATURE | M24308 | | REV |
| | | CODE IDENT NO. | SHT | OF |
| FILENAME | ADS-DXX-7 | TOLERANCE: .XXX ±.005 .XX ±.01 ANGLE ±1° | | |